


# User Module

# pduSMS

## APPLICATION NOTE



**ADVANTECH**

## Used symbols



*Danger* – Information regarding user safety or potential damage to the router.



*Attention* – Problems that may arise in specific situations.



*Information or notice* – Useful tips or information of special interest.



*Example* – example of function, command or script.



# Contents

1	Description of user module	1
2	Recommended literature	3

# List of Figures

1	Example diagram . . . . .	1
2	Web interface . . . . .	1

# 1. Description of user module



User module *pduSMS* is not contained in the standard router firmware. Uploading of this user module is described in the Configuration manual (see [1, 2]).



The user module is v2 and v3 router platforms compatible.

This user module allows the router and its users to send short text messages (SMS) to the selected number. Unlike the router's standard *Send SMS* function (in the *Administration* section of the web configuration), this module can send long SMS – messages longer than standard of 160 characters.

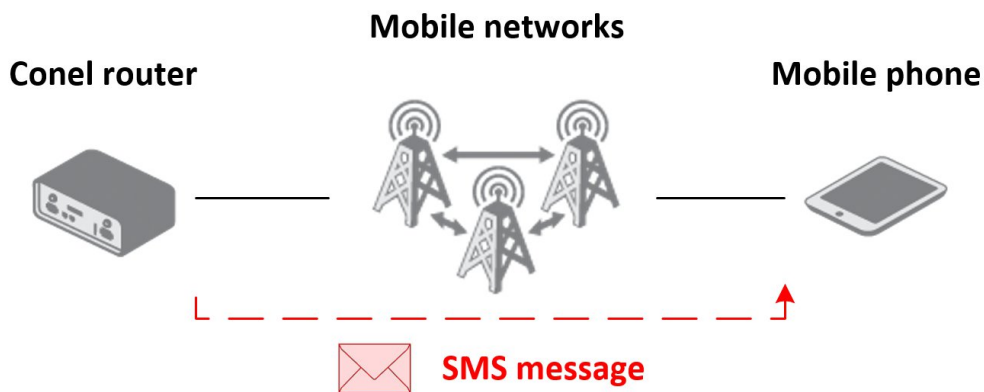


Figure 1: Example diagram

*PduSMS* module has a web interface which can be invoked by pressing the module name on the *User modules* page of the router web interface. The left part of the web interface (ie. menu) contains only the *Return* item, which switches this web interface to the interface of the router. In the right part is a form for sending SMS messages. It is necessary to enter a phone number to the *Phone Number* box and text of your message to the *Message* box.

## pduSMS

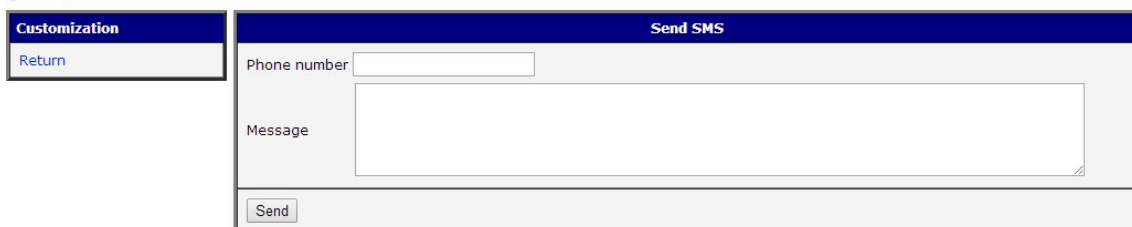


Figure 2: Web interface

Messages can be sent not only via mentioned graphical user interface, but also in text mode. To command line enter `/opt/pduSMS/bin/pduSMS` followed by up to 20 telephone numbers separated by a space. Finally enter the desired text in english quotation marks.

**Example:** `/opt/pduSMS/bin/pduSMS 737123456 604789000 "Message text"`

## 2. Recommended literature

- [1] Advantech B+B SmartWorx: **v2 Routers Configuration Manual** (MAN-0021-EN)
- [2] Advantech B+B SmartWorx: **SmartFlex Configuration Manual** (MAN-0023-EN)
- [3] Advantech B+B SmartWorx: **SmartMotion Configuration Manual** (MAN-0024-EN)
- [4] Advantech B+B SmartWorx: **SmartStart Configuration Manual** (MAN-0022-EN)
- [5] Advantech B+B SmartWorx: **ICR-3200 Configuration Manual** (MAN-0042-EN)



Product related documents can be obtained on *Engineering Portal* at <https://ep.advantech-bb.cz/> address.